

NATIONAL ...
 Temperature ...
 Temperature for ILR Small / ILR Large / WIC Name of ...

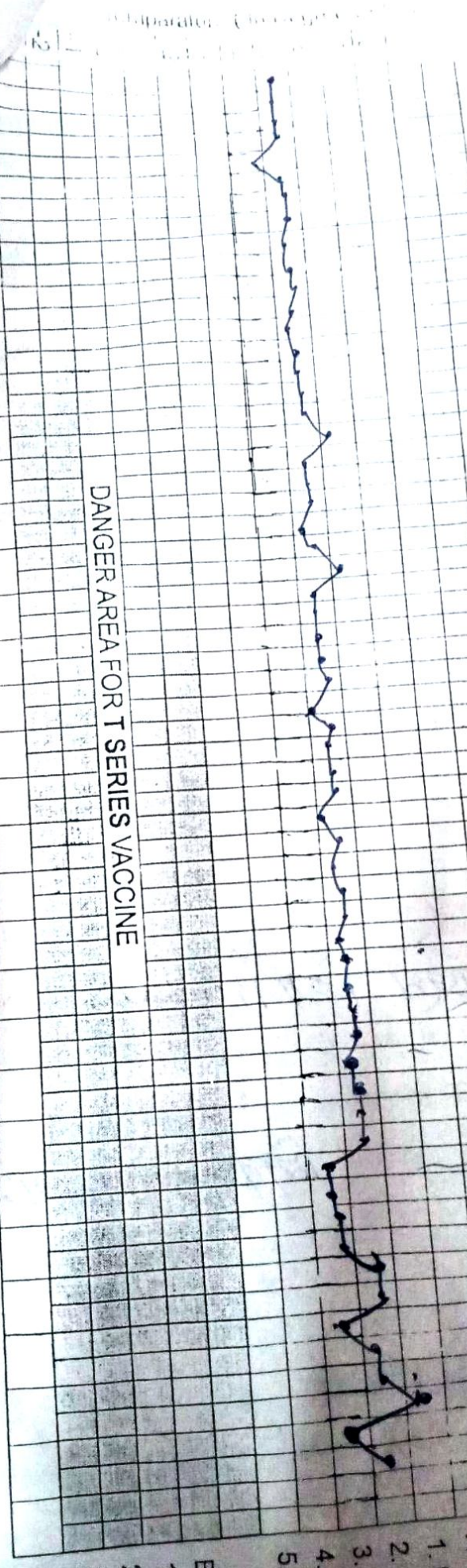
2018

DEC

A) RECORD OF TEMPERATURE FOR ILR Small / ILR Large / WIC Name of ...

1	2	3	4	5	6	7	8	9	10	11	12	13	14	15	16	17	18	19	20	21	22	23	24	25	26	27	28	29	30	31
M	M	M	M	M	M	M	M	M	M	M	M	M	M	M	M	M	M	M	M	M	M	M	M	M	M	M	M	M	M	M

DANGER AREA FOR ALL VACCINE



DANGER AREA FOR T SERIES VACCINE

B) RECORD OF TEMPERATURE OF DEEP FREEZERS / WALK-IN FREEZER

Date	1	2	3	4	5	6	7	8	9	10	11	12	13	14	15	16	17	18	19	20	21	22	23	24	25	26	27
M	18.4	18.3	18.5	18.8	18.4	18.3	18.6	18.3	18.4	18.3	18.2	18.6	18.3	18.4	18.8	18.2	18.5	18.4	18.8	18.2	18.2	18.5	19.4	19.1	19.1	19	
E	18.3	18.8	18.3	18.4	18.8	18.3	18.4	18.6	18.3	18.2	18.6	18.2	18.7	18.8	18.4	18.2	18.3	18.6	18.4	18.2	18.2	18.5	19.0	19.3	18.8	18.3	18

Temperature
 Deep Freezer
 Number of Ice
 packs
 Number of Icepacks
 placed for freezing
 Number of defrosting

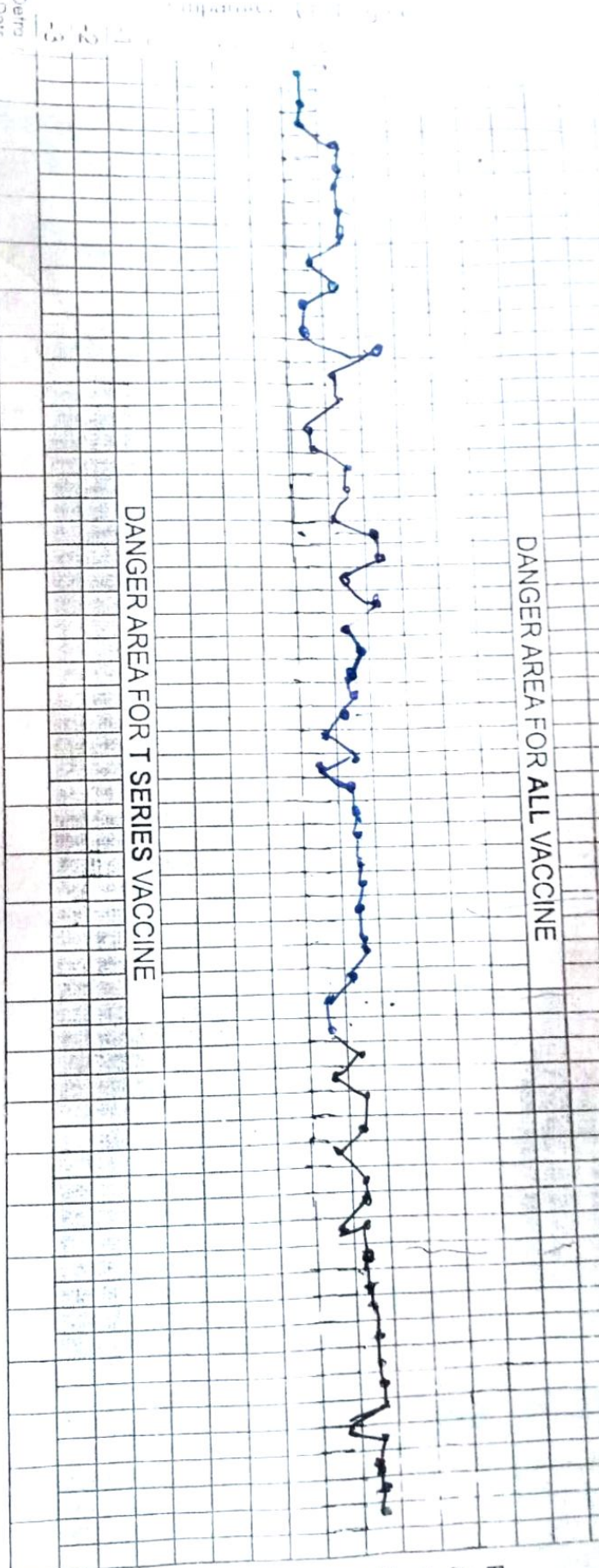
7MSK...

NATIONAL IMMUNIZATION SYSTEM

Temperature monitor chart

Dec 2019

A) RECORD OF TEMPERATURE FOR ILR Small / ILR Large / WIC Name of Institute



B) RECORD OF TEMPERATURE OF DEEP FREEZERS / WALK-IN FREEZER

Date	1	2	3	4	5	6	7	8	9	10	11	12	13	14	15	16	17	18	19	20	21	22	23	24	25	26	27	28	
Temperature of Deep Freezer / WIF	M 14.1	M 18.2	M 18.4	M 19.5	M 19.2	M 18.4	M 18.7	M 18.9	M 18.4	M 18.2	M 18.1	M 18.5	M 18.5	M 18.7	M 19.5	M 19.4	M 19.1	M 19.4	M 18.4	M 18.5	M 18.5	M 18.2	M 18.4	M 18.5	M 18.3	M 18.6	M 18.4	M 19.1	M 19.1
Number of Icepacks taken out	M 18.1																												
Number of Icepacks replaced for freezing	E																												
Date of defrosting																													

Spgr installed.

YCRH LATOR

- Please ar
1. Level
 2. Away
 3. Lock
 4. Plug
 5. Used
- B. ARE
1. Stack
 2. In the
 3. Role
 4. Froz
 5. Dat

San


NATIONAL INSTITUTE OF HEALTH

Name of Institute: Y.C.R.H. LAJUS

Jan A) RECORD OF TEMPERATURE FOR ILR Small / ILR Large / WIC

1	2	3	4	5	6	7	8	9	10	11	12	13	14	15	16	17	18	19	20	21	22	23	24	25	26	27	28	29	30	31
M	M	M	M	M	M	M	M	M	M	M	M	M	M	M	M	M	M	M	M	M	M	M	M	M	M	M	M	M	M	M

DANGER AREA FOR ALL VACCINE



DANGER AREA FOR T SERIES VACCINE

Date

B) RECORD OF TEMPERATURE OF DEEP FREEZERS / WALK-IN FREEZER

Temperature of Deep Freezer / WIF	Date	1	2	3	4	5	6	7	8	9	10	11	12	13	14	15	16	17	18	19	20	21	22	23	24	25	26	27	28	29	30	31
Number of Icepacks takenout	M																															
Number of Icepacks replaced for freezing	E																															
Date of defrosting	E																															

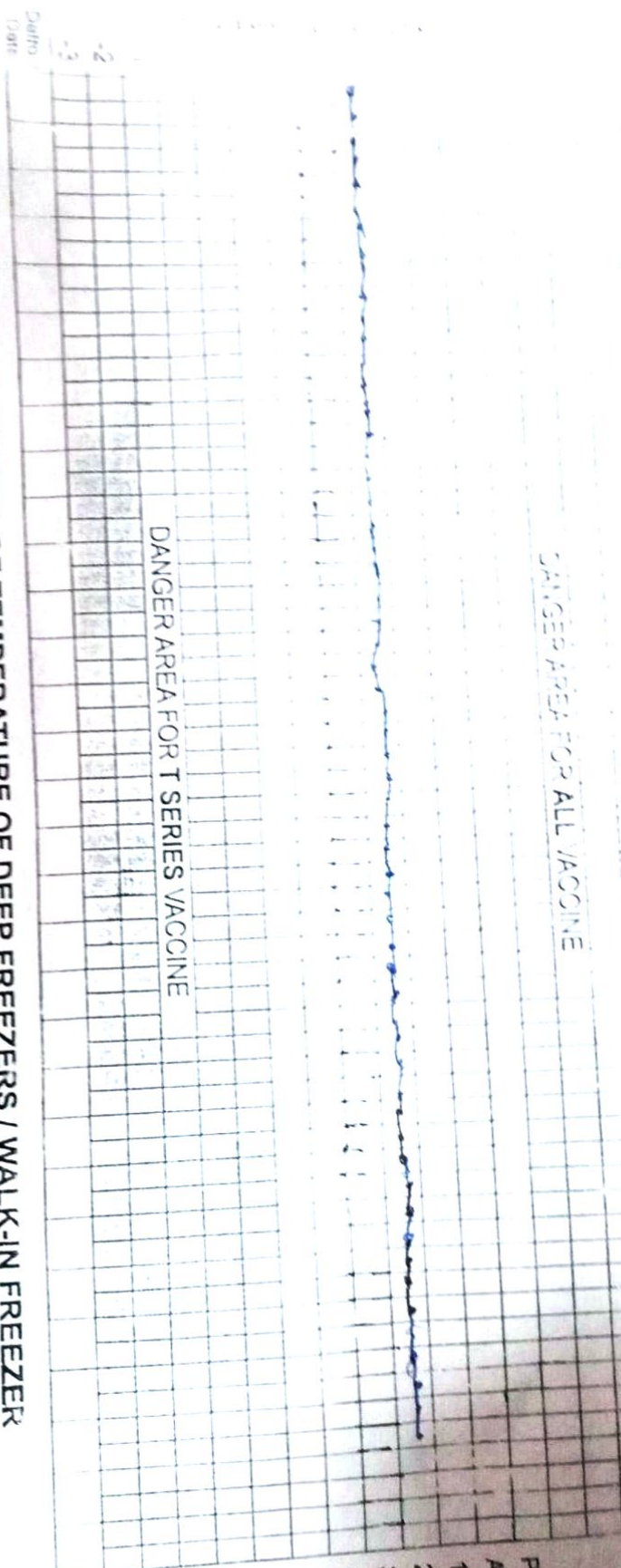
- Please answer
1. Level ?
 2. Away from sun
 3. Locked ?
 4. Plugged port
 5. Used for foot
- B. ARE THE V
1. Stacked ne
 2. In the busk
 3. Rotated ?
 4. Frozen in
 5. Date expi

Signature of Mdedical Officer

NATIONAL IMMUNIZATION PROGRAMME

Temperature monitor chart

Feb.
 A) RECORD OF TEMPERATURE FOR ILR Small / ILR Large / WIC Name of Institute Y.C. R.D. V. VADUS



DANGER AREA FOR ALL VACCINE

DANGER AREA FOR T SERIES VACCINE

B) RECORD OF TEMPERATURE OF DEEP FREEZERS / WALK-IN FREEZER

Date	1	2	3	4	5	6	7	8	9	10	11	12	13	14	15	16	17	18	19	20	21	22	23	24	25	26	27	28	29
Temperature of Deep Freezer / WIC	18.7	18.8	18.9	18.5	18.6	18.7	18.3	18.1	18.9	18.5	18.5	18.5	18.5	19.1	18.4	19.6	18.8	18.1	18.4	19.2	19.1	19.6	19.8	18.9	19.0	19.8	19.1	18.9	18.7
Number of Icepacks taken out	M																												
Number of Icepacks replaced for freezing	E																												
Date of defrosting																													

- Please answer
- A. IS THE REF
1. Level ?
 2. Away from st
 3. Locked ?
 4. Plugged per
 5. Used for foc

- B. ARE THE
1. Stacked ne
 2. In the bush
 3. Rotated ?
 4. Frozen in
 5. Date exp

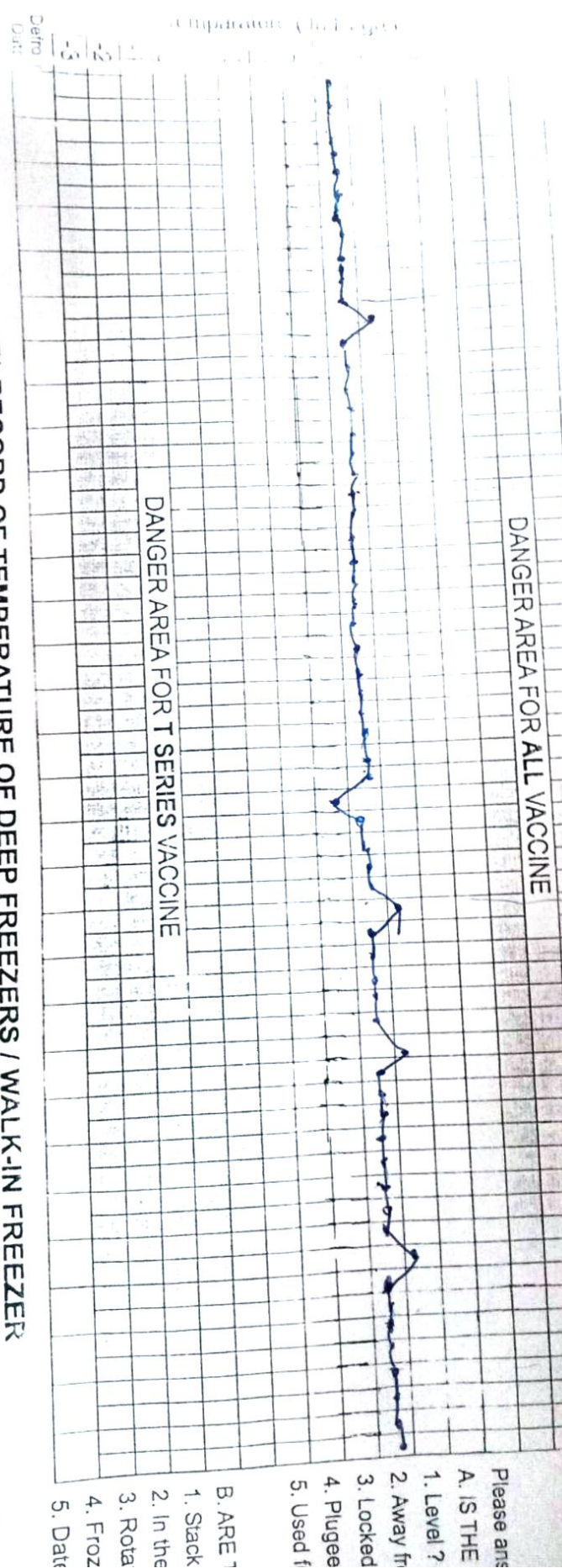
NATIONAL IMMUNIZATION PROGRAMME

Temperature monitor chart

march

A) RECORD OF TEMPERATURE FOR ILR Small / ILR Large / WIC Name of Institute *P. C. P. H. Ltd*

2	3	4	5	6	7	8	9	10	11	12	13	14	15	16	17	18	19	20	21	22	23	24	25	26	27	28	29	30	31
E	E	E	E	E	E	E	E	E	E	E	E	E	E	E	E	E	E	E	E	E	E	E	E	E	E	E	E	E	E



B) RECORD OF TEMPERATURE OF DEEP FREEZERS / WALK-IN FREEZER

Date	1	2	3	4	5	6	7	8	9	10	11	12	13	14	15	16	17	18	19	20	21	22	23	24	25	26	27	28	
Temperature of Deep Freezer / WIF	18.9	19.1	19.0	19.2	18.0	18.8	19.5	18.2	19.0	18.9	18.1	19.1	18.6	18.9	18.5	19.4	19.1	18.0	18.1	19.2	18.5	18.5	19.1	19.1	18.4	18.3	18.4	18.1	
Number of Icepacks taken out	M																												
Number of Icepacks replaced for freezing	E	18.9	18.8	18.3	19.1	18.9	18.5	18.8	18.2	18.6	18.9	18.5	18.9	18.6	18.2	19.4	19.1	19.1	18.8	18.2	19.8	18.5	19.1	19.1	18.4	18.4	18.8	19.2	
Date of defrosting																													

- Please answer the following questions:
- A. IS THE
 1. Level?
 2. Away from
 3. Locked
 4. Plugge
 5. Used f
- B. ARE
 1. Stack
 2. In the
 3. Rota
 4. Froz
 5. Datr

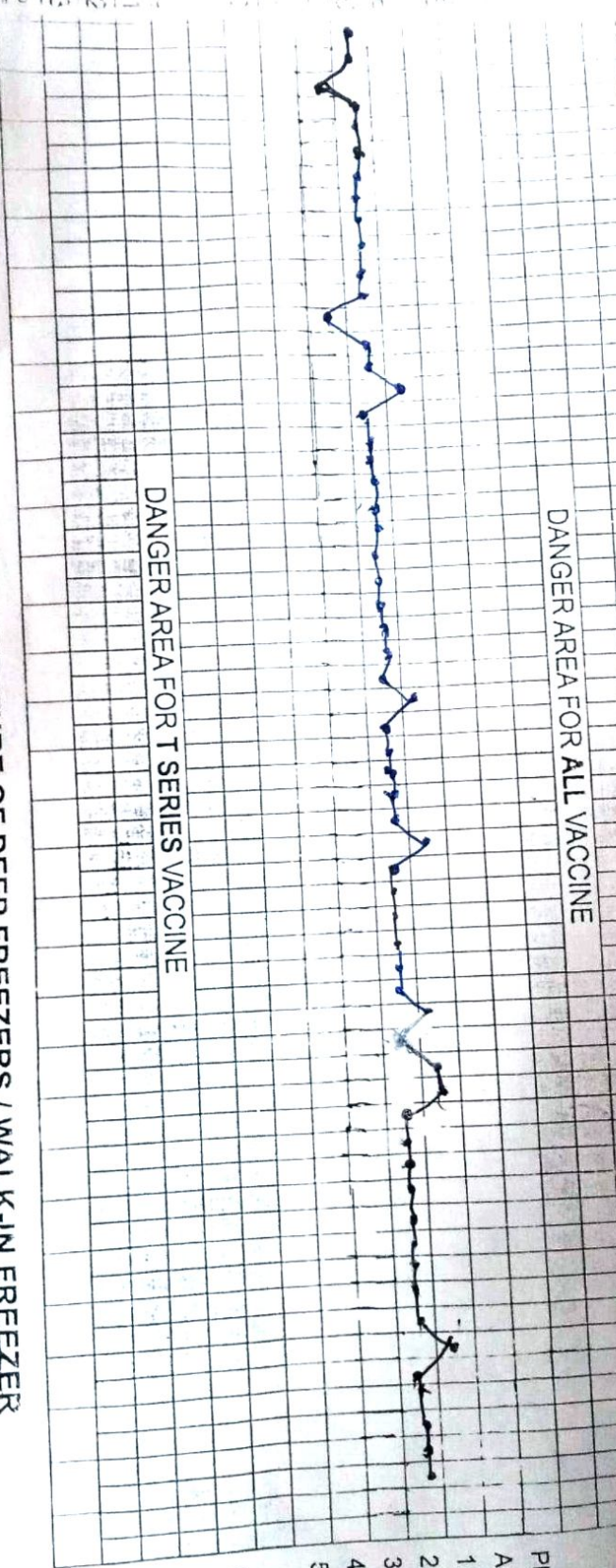
April
2020

NATIONAL IMMUNIZATION PROGRAMME
Temperature monitor chart

V.C. R. H. *Latlu*

A) RECORD OF TEMPERATURE FOR ILR Small / ILR Large / WIC Name of Institute

1	2	3	4	5	6	7	8	9	10	11	12	13	14	15	16	17	18	19	20	21	22	23	24	25	26	27	28	29	30	31
E	M	E	M	E	M	E	M	E	M	E	M	E	M	E	M	E	M	E	M	E	M	E	M	E	M	E	M	E	M	E



Please answer
A. IS THE REFRIGERATOR
1. Level ?
2. Away from sun ?
3. Locked ?
4. Plugged properly ?
5. Used for food ?
B. ARE THE VIALS
1. Stacked neatly ?
2. In the bush ?
3. Rotated ?
4. Frozen in time ?
5. Date expired ?

B) RECORD OF TEMPERATURE OF DEEP FREEZERS / WALK-IN FREEZER

Temperature of Deep Freezer / WIC	Date	1	2	3	4	5	6	7	8	9	10	11	12	13	14	15	16	17	18	19	20	21	22	23	24	25	26	27	28	29
E	M	18.4	18.9	19.0	19.1	18.2	18.1	18.8	18.9	18.5	19.1	18.2	18.2	18.2	18.5	18.1	18.6	19.2	18.2	19.0	19.1	18.1	18.3	18.6	18.8	19.8	19.9	19.0	18.3	19.1
E	M	19.1	18.6	19.0	19.0	18.9	18.1	18.6	19.2	18.7	18.8	18.9	19.1	18.8	18.4	18.4	18.9	19.0	18.3	18.9	19.2	19.3	18.8	18.9	18.9	18.1	19.0	18.3	19.2	18.3
Number of Icepacks taken out																														
Number of Icepacks replaced for freezing																														
Date of defrosting																														

Report of the

May 2020

NATIONAL IMMUNIZATION PROGRAMME


Temperature monitor chart

Y.C.R.H.LATUR

A) RECORD OF TEMPERATURE FOR ILR Small / ILR Large / WIC Name of Institute

1	2	3	4	5	6	7	8	9	10	11	12	13	14	15	16	17	18	19	20	21	22	23	24	25	26	27	28	29	30	31
MEM	MEM	MEM	MEM	MEM	MEM	MEM	MEM	MEM	MEM	MEM	MEM	MEM	MEM	MEM	MEM	MEM	MEM	MEM	MEM	MEM	MEM	MEM	MEM	MEM	MEM	MEM	MEM	MEM	MEM	MEM

DANGER AREA FOR ALL VACCINE



DANGER AREA FOR T SERIES VACCINE

1	2	3	4	5	6	7	8	9	10	11	12	13	14	15	16	17	18	19	20	21	22	23	24	25	26	27	28	29	30	31

B) RECORD OF TEMPERATURE OF DEEP FREEZERS / WALK-IN FREEZER

Temperature of Deep Freezer / W/F	Date	1	2	3	4	5	6	7	8	9	10	11	12	13	14	15	16	17	18	19	20	21	22	23	24	25	26	27	28	29
M	E	18.8	19.1	18.3	18.3	18.2	18.6	19.2	18.2	18.1	18.9	18.8	18.1	18.4	18.4	19.9	18.9	18.8	18.1	18.9	18.4	18.8	18.1	18.1	18.4	18.4	18.4	18.4	18.4	18.4
M	M	18.9	18.8	18.9	18.5	18.4	18.2	18.8	18.2	18.0	18.2	18.1	18.2	18.1	18.0	19.0	18.1	18.6	18.5	18.5	18.5	18.6	18.4	18.2	11.8	18.9	18.5	18.0	18.1	18.5
E	E																													

- Please answer
1. Level ?
 2. Away from
 3. Locked ?
 4. Plugged ?
 5. Used for
- B. ARE THEY
1. Stacked
 2. In the br
 3. Rotated
 4. Frozen
 5. Date ex

June 2026

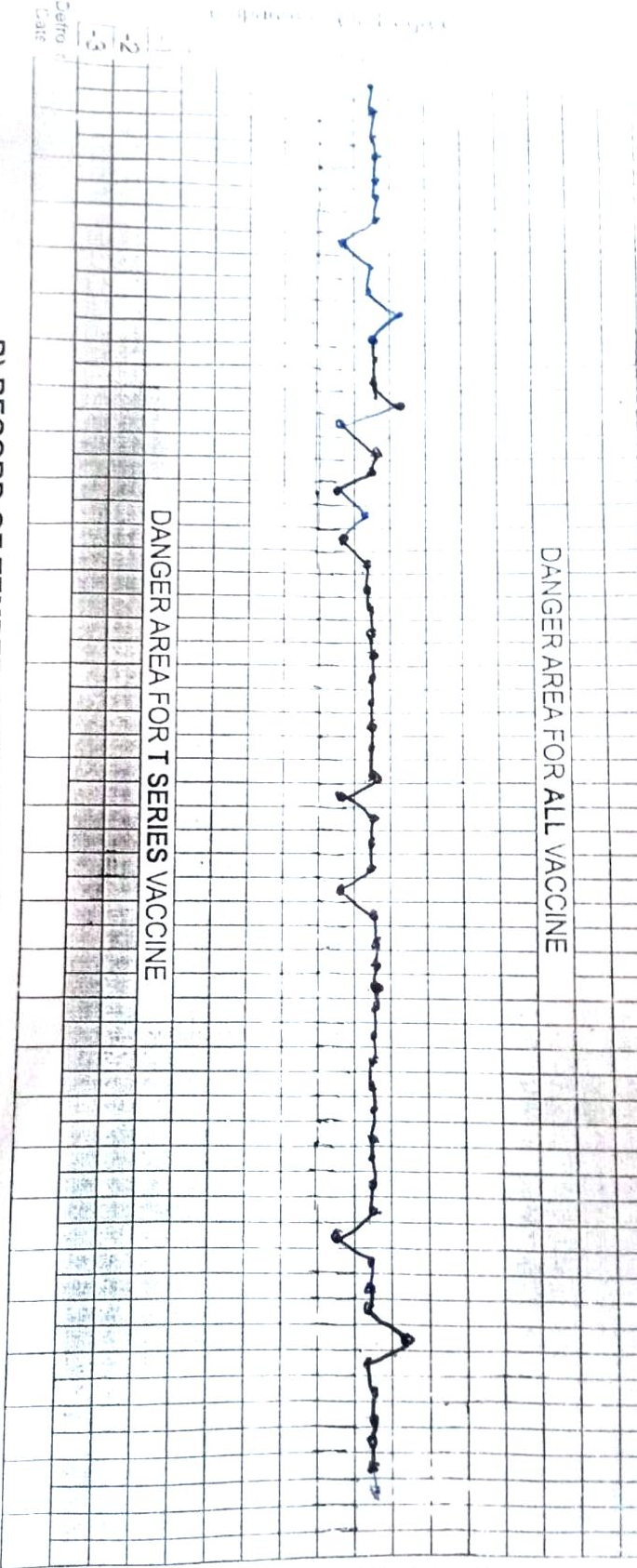
NATIONAL IMMUNIZATION PROGRAMME

Temperature monitor chart

A) RECORD OF TEMPERATURE FOR ILR Small / ILR Large / WIC Name of Institute Y. S. K. M. (A. T. T. T.)

2	3	4	5	6	7	8	9	10	11	12	13	14	15	16	17	18	19	20	21	22	23	24	25	26	27	28	29	30	31
E	M	E	M	E	M	E	M	E	M	E	M	E	M	E	M	E	M	E	M	E	M	E	M	E	M	E	M	E	M

DANGER AREA FOR ALL VACCINE



B) RECORD OF TEMPERATURE OF DEEP FREEZERS / WALK-IN FREEZER

Temperature of Deep Freezer / WIF	Date	1	2	3	4	5	6	7	8	9	10	11	12	13	14	15	16	17	18	19	20	21	22	23	24	25	26	27	28	29
Number of Icepacks takenout		M	M	E	M	E	M	E	M	E	M	E	M	E	M	E	M	E	M	E	M	E	M	E	M	E	M	E	M	
Number of Icepacks replaced for freezing		10	10	10	10	10	10	10	10	10	10	10	10	10	10	10	10	10	10	10	10	10	10	10	10	10	10	10	10	
Date of defrosting																														

- Please anst
1. IS THE F
 2. Level ?
 3. Away fro
 4. Locked
 5. Pluggeed
- B. ARE TH
1. Stacked
 2. In the b
 3. Rotatax
 4. Frozen
 5. Date e

July 2020

NATIONAL IMMUNIZATION PROGRAMME

Temperature monitor chart

A) RECORD OF TEMPERATURE FOR ILR Small / ILR Large / WIC Name of Institute Y.C.R. (A)

2	3	4	5	6	7	8	9	10	11	12	13	14	15	16	17	18	19	20	21	22	23	24	25	26	27	28	29	30	31
E	E	E	E	E	E	E	E	E	E	E	E	E	E	E	E	E	E	E	E	E	E	E	E	E	E	E	E	E	E

DA NGER AREA FOR ALL VACCINE



B) RECORD OF TEMPERATURE OF DEEP FREEZERS / WALK-IN FREEZER

Date	1	2	3	4	5	6	7	8	9	10	11	12	13	14	15	16	17	18	19	20	21	22	23	24	25	26	27	28	29	30	31
Temperature of Deep Freezer / WIF	18.2	18.5	18.3	19.0	18.9	19.2	18.1	19.5	18.5	19.2	18.3	18.4	18.9	18.9	19.3	19.1	18.6	18.1	18.4	18.2	18.0	18.8	19.1	19.0	18.3	18.9	18.0	18.8	18.1	18.5	
Number of Icepacks takenout	M	E	M	E	M	E	M	E	M	E	M	E	M	E	M	E	M	E	M	E	M	E	M	E	M	E	M	E	M		
Number of Icepacks replaced for freezing	M	E	M	E	M	E	M	E	M	E	M	E	M	E	M	E	M	E	M	E	M	E	M	E	M	E	M	E	M		
Date of defrosting																															

DA NGER AREA FOR T SERIES VACCINE

- Please a
- A. IS TH
 1. Level
 2. Away
 3. Locke
 4. Plugge
 5. Used
- B. ARE
1. Stacl
 2. In th
 3. Rote
 4. Froz
 5. Date

August 2020

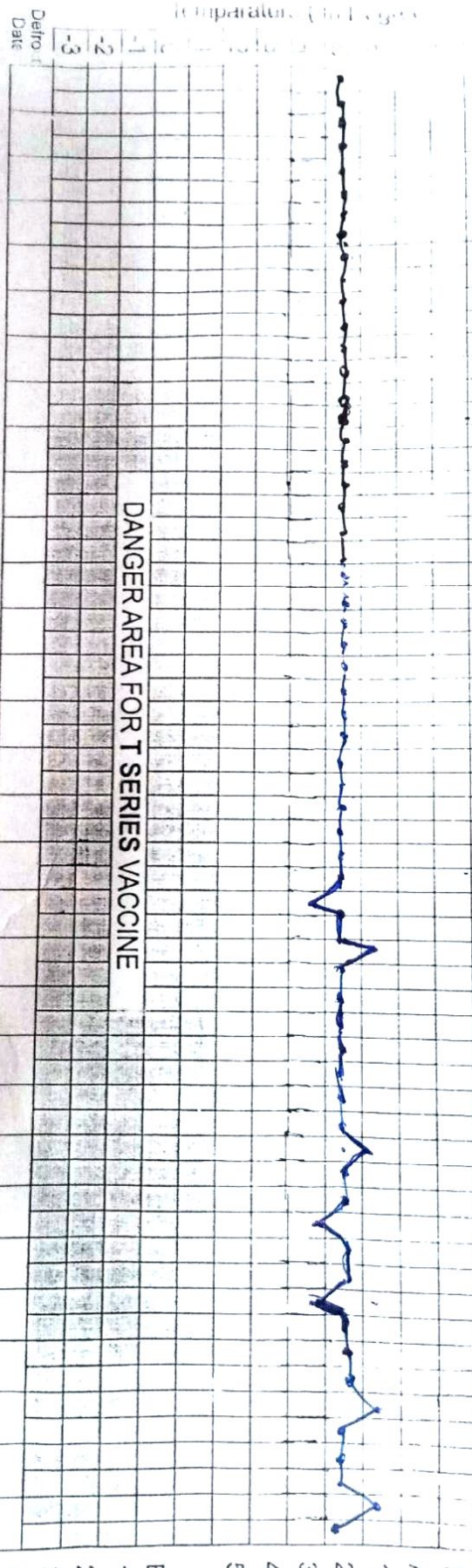
NATIONAL IMMUNIZATION PROGRAMME

Temperature monitor chart

A) RECORD OF TEMPERATURE FOR ILR Small / ILR Large / WIC Name of Insitute

2	3	4	5	6	7	8	9	10	11	12	13	14	15	16	17	18	19	20	21	22	23	24	25	26	27	28	29	30	31
E	M	E	M	E	M	E	M	E	M	E	M	E	M	E	M	E	M	E	M	E	M	E	M	E	M	E	M	E	M

DANGER AREA FOR ALL VACCINE



B) RECORD OF TEMPERATURE OF DEEP FREEZERS / WALK-IN FREEZER

Temperature of Deep Freezer / WIF	Number of Icepacks takenout	Number of Icepacks replaced for freezing	Date of defrosting
M			
E	M	E	
M	E	M	
E	M	E	

SEP-2020

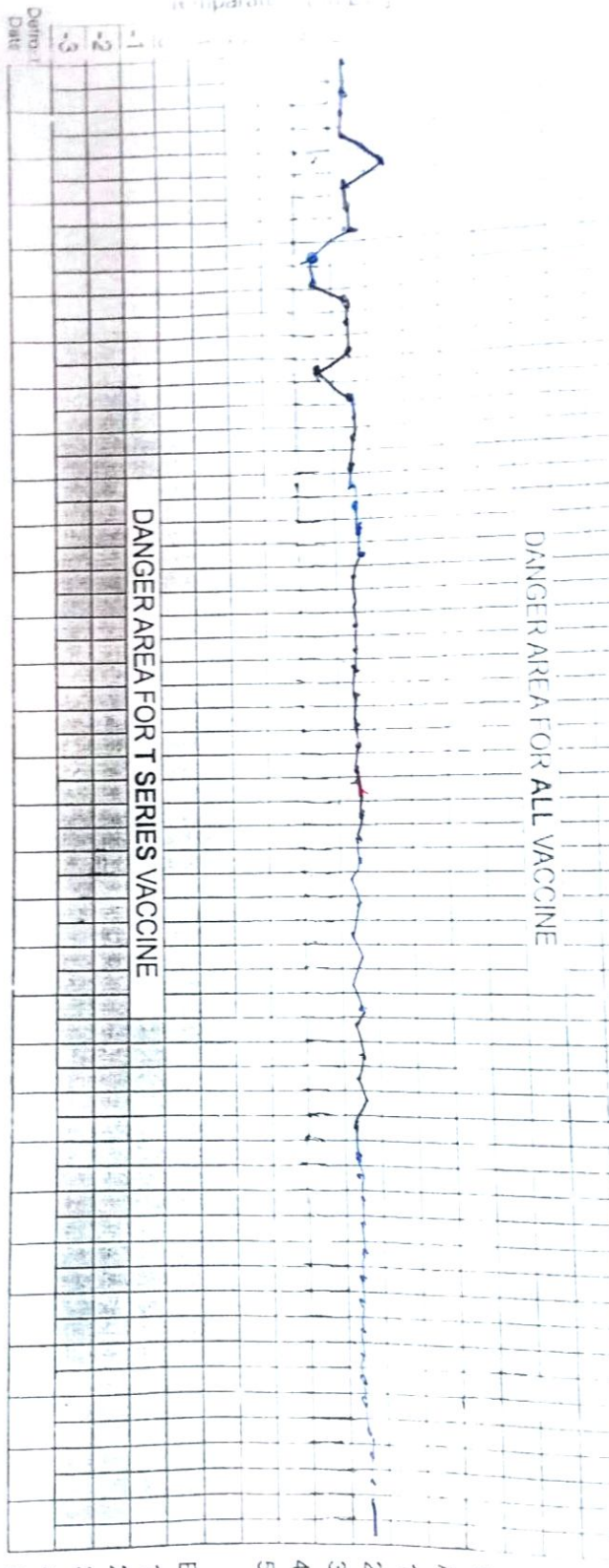
NATIONAL IMMUNIZATION PROGRAMME

Temperature monitor chart

A) RECORD OF TEMPERATURE FOR ILR Small / ILR Large / WIC Name of Institute

2 3 4 5 6 7 8 9 10 11 12 13 14 15 16 17 18 19 20 21 22 23 24 25 26 27 28 29 30 31

DANGER AREA FOR ALL VACCINE



B) RECORD OF TEMPERATURE OF DEEP FREEZERS / WALK-IN FREEZER

Date	1	2	3	4	5	6	7	8	9	10	11	12	13	14	15	16	17	18	19	20	21	22	23	24	25	26	27	28	29
Temperature of Deep Freezer / WIF	13.0	13.4	13.8	14.1	13.8	13.5	13.1	12.7	12.6	12.8	12.9	12.8	12.8	12.8	12.8	12.8	12.8	12.8	12.8	12.8	12.8	12.8	12.8	12.8	12.8	12.8	12.8	12.8	12.8
Number of Icepacks takenout	M	M	M	M	M	M	M	M	M	M	M	M	M	M	M	M	M	M	M	M	M	M	M	M	M	M	M	M	M
Number of Icepacks replaced for freezing	E	E	E	E	E	E	E	E	E	E	E	E	E	E	E	E	E	E	E	E	E	E	E	E	E	E	E	E	E
Date of defrosting																													

- Please at
- A. IS THE
 - 1. Level ?
 - 2. Away fr
 - 3. Locked
 - 4. Pluggeer
 - 5. Used fc
- B. ARE TI
- 1. Stacker
 - 2. In the t
 - 3. Rotate
 - 4. Frozer
 - 5. Date e

Shahar

2020

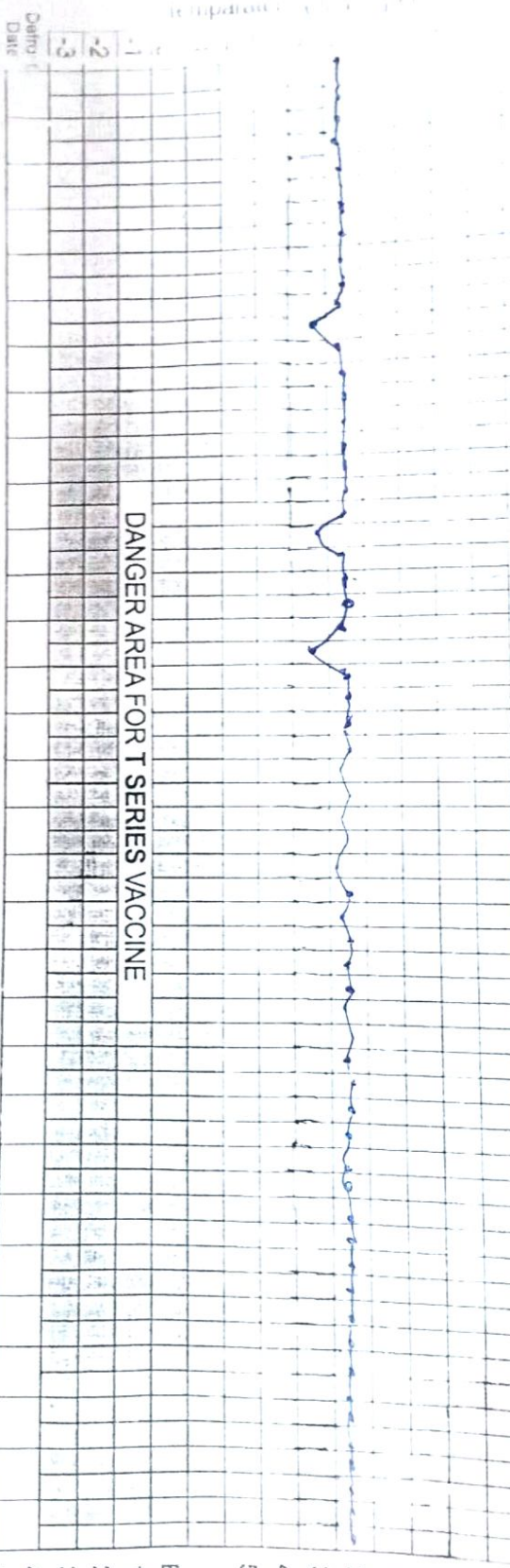
NATIONAL IMMUNIZATION PROGRAMME
Temperature monitor chart

Name of Institute *P.C.R. H.L.A.H*

OCT

1	2	3	4	5	6	7	8	9	10	11	12	13	14	15	16	17	18	19	20	21	22	23	24	25	26	27	28	29	30	31
MEM	MEM	MEM	MEM	MEM	MEM	MEM	MEM	MEM	MEM	MEM	MEM	MEM	MEM	MEM	MEM	MEM	MEM	MEM	MEM	MEM	MEM	MEM	MEM	MEM	MEM	MEM	MEM	MEM	MEM	MEM

DANGER AREA FOR ALL VACCINE



B) RECORD OF TEMPERATURE OF DEEP FREEZERS / WALK-IN FREEZER

Date	1	2	3	4	5	6	7	8	9	10	11	12	13	14	15	16	17	18	19	20	21	22	23	24	25	26	27	28
Temperature of Deep Freezer / WIF	19.8	19.8	18.9	18.9	18.9	18.8	18.7	18.1	18.8	18.8	18.8	18.8	18.7	18.7	18.7	18.7	18.7	18.7	18.7	18.7	18.7	18.7	18.7	18.7	18.7	18.7	18.7	18.7
Number of Icepacks takenout	M																											
Number of Icepacks replaced for freezing	E																											
Date of defrosting																												

Freezer
01/11/20


NATIONAL IMMUNIZATION PROGRAMME

Temperature monitor chart

RECORD OF TEMPERATURE FOR ILR Small / ILR Large / WIC Name of Institute *Y.C.R.H.Las*

1	2	3	4	5	6	7	8	9	10	11	12	13	14	15	16	17	18	19	20	21	22	23	24	25	26	27	28	29	30	31	

DANGER AREA FOR ALL VACCINE



DANGER AREA FOR T SERIES VACCINE

Date	1	2	3	4	5	6	7	8	9	10	11	12	13	14	15	16	17	18	19	20	21	22	23	24	25	26	27	28	29	30	31
Temperature of Deep Freezer / WIC	M	M	E	E	E	E	E	E	E	E	E	E	E	E	E	E	E	E	E	E	E	E	E	E	E	E	E	E	E	E	

B) RECORD OF TEMPERATURE OF DEEP FREEZERS / WALK-IN FREEZER

Date	1	2	3	4	5	6	7	8	9	10	11	12	13	14	15	16	17	18	19	20	21	22	23	24	25	26	27	28	
Temperature of Deep Freezer / WIC	M	M	E	E	E	E	E	E	E	E	E	E	E	E	E	E	E	E	E	E	E	E	E	E	E	E	E	E	
Number of Icepacks takenout																													
Number of Icepacks replced for freezing																													
Date of defrosting																													

December 2020

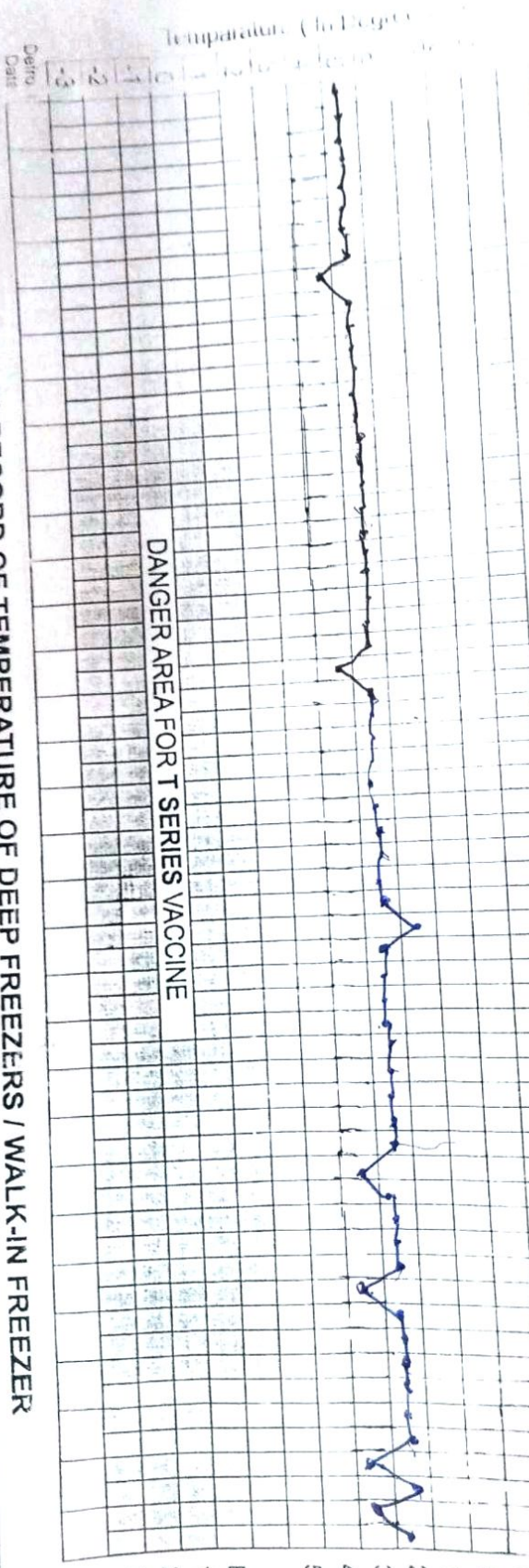
NATIONAL IMMUNIZATION PROGRAMME

Temperature monitor chart

A) RECORD OF TEMPERATURE FOR ILR Small / ILR Large / WIC Name of Institute

1	2	3	4	5	6	7	8	9	10	11	12	13	14	15	16	17	18	19	20	21	22	23	24	25	26	27	28	29	30	31
E	M	E	M	E	M	E	M	E	M	E	M	E	M	E	M	E	M	E	M	E	M	E	M	E	M	E	M	E	M	E

DANGER AREA FOR ALL VACCINE



B) RECORD OF TEMPERATURE OF DEEP FREEZERS / WALK-IN FREEZER

Date	1	2	3	4	5	6	7	8	9	10	11	12	13	14	15	16	17	18	19	20	21	22	23	24	25	26	27	28
Temperature of Deep Freezer / W/F	18.3	19.2	18.3	19.0	18.7	19.1	18.8	18.4	18.5	18.4	18.1	18.3	18.5	18.1	18.3	18.2	18.1	18.5	19.1	18.4	18.2	18.1	18.4	18.8	18.1	19.2	19.3	19.3
Number of Icepacks takenout	M																											
Number of Icepacks replaced for freezing	E																											
Date of defrosting																												

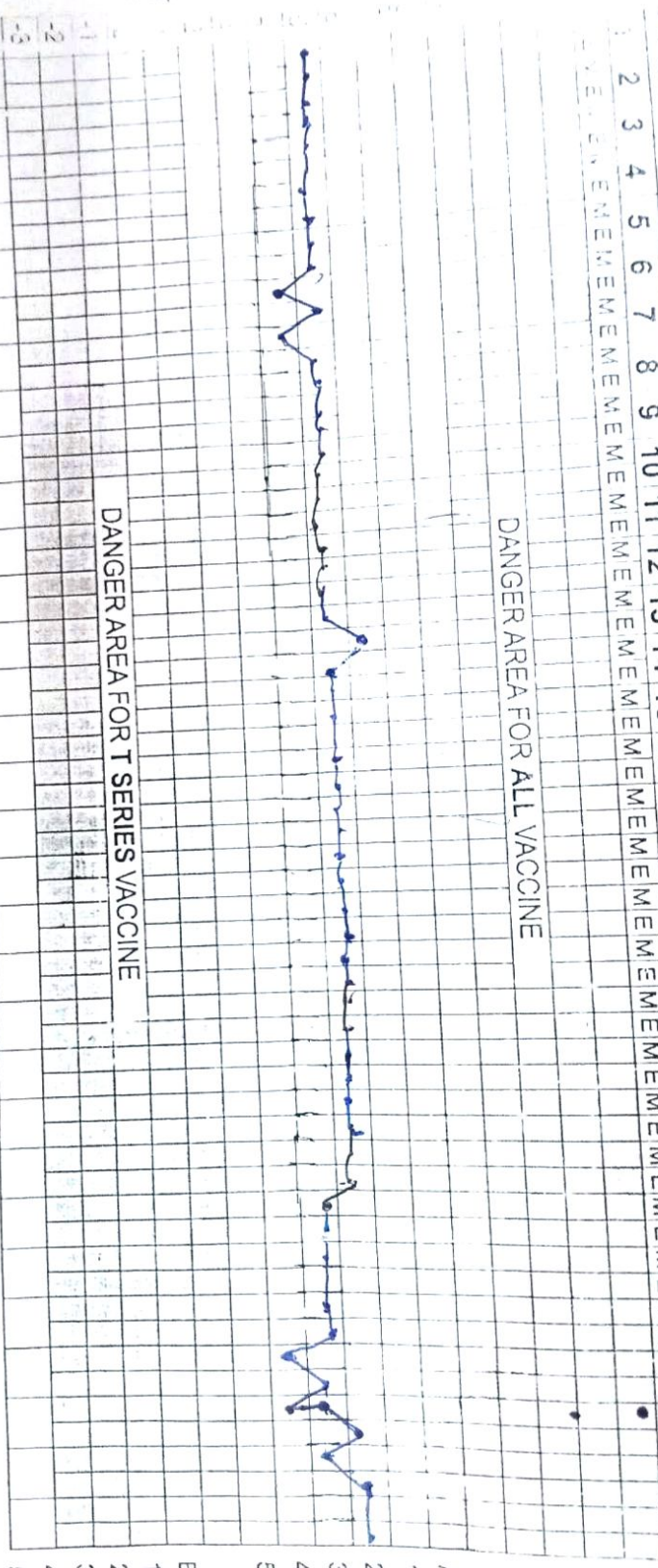
- Please
- A. IS
- 1. Lev
- 2. Aw:
- 3. Loc
- 4. Plu:
- 5. Use
- B. AR
- 1. Sta
- 2. In t
- 3. Ro
- 4. Fri
- 5. D:

HAPPY NEW YEAR.

Jan - 2021 NATIONAL IMMUNIZATION PROGRAMME
 Temperature monitor chart

Name of Institute Y.C.B.S.H.S.

A) RECORD OF TEMPERATURE FOR ILR Small / ILR Large / WIC



- Please :
- A. IS TH
 1. Level
 2. Away
 3. Locker
 4. Plugge
 5. Used f
- B. ARE T
 1. Stacke
 2. In the
 3. Rotatr
 4. Froze
 5. Date

B) RECORD OF TEMPERATURE OF DEEP FREEZERS / WALK-IN FREEZER

Date	1	2	3	4	5	6	7	8	9	10	11	12	13	14	15	16	17	18	19	20	21	22	23	24	25	26	27	28	29	30	31
Temperature of Deep Freezer / WIF	18.3	14.3	14.3	14.3	18.3	16.6	19.2	18.8	18.5	18.8	19.7	18.3	18.9	19.2	18.2	18.5	19.9	19.2	18.3	19.2	18.9	19.0	18.5	18.6	18.4	18.1	19.4	19.1	18.8	18.9	18.8
Number of Icepacks takenout	M																														
Number of Icepacks replaced for freezing	E																														
Date of defrosting																															

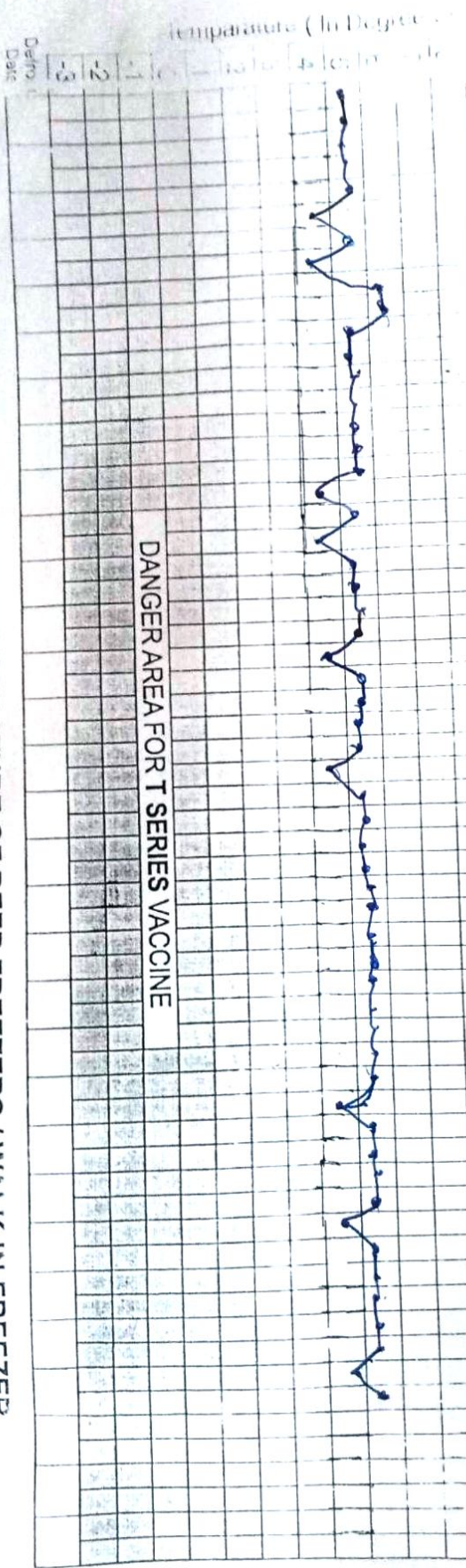
Feb 2021

NATIONAL IMMUNIZATION PROGRAMME

Temperature monitor chart

A) RECORD OF TEMPERATURE FOR ILR Small / ILR Large / WIC Name of Institute

DANGER AREA FOR ALL VACCINE



B) RECORD OF TEMPERATURE OF DEEP FREEZERS / WALK-IN FREEZER

Date	1	2	3	4	5	6	7	8	9	10	11	12	13	14	15	16	17	18	19	20	21	22	23	24	25	26	27
Temperature of Deep Freezer / WIF	M 19.3	14.0	19.1	18.6	18.5	18.2	18.1	17.2	14.3	18.2	19.1	18.9	14.2	18.2	19.0	18.1	18.4	19.1	19.2	18.2	18.2	18.2	19.1	19.1	18.3	19.2	18.4
Number of Icepacks takenout	M																										
Number of Icepacks replaced for freezing	E																										
Date of defrosting																											

Sept 2021

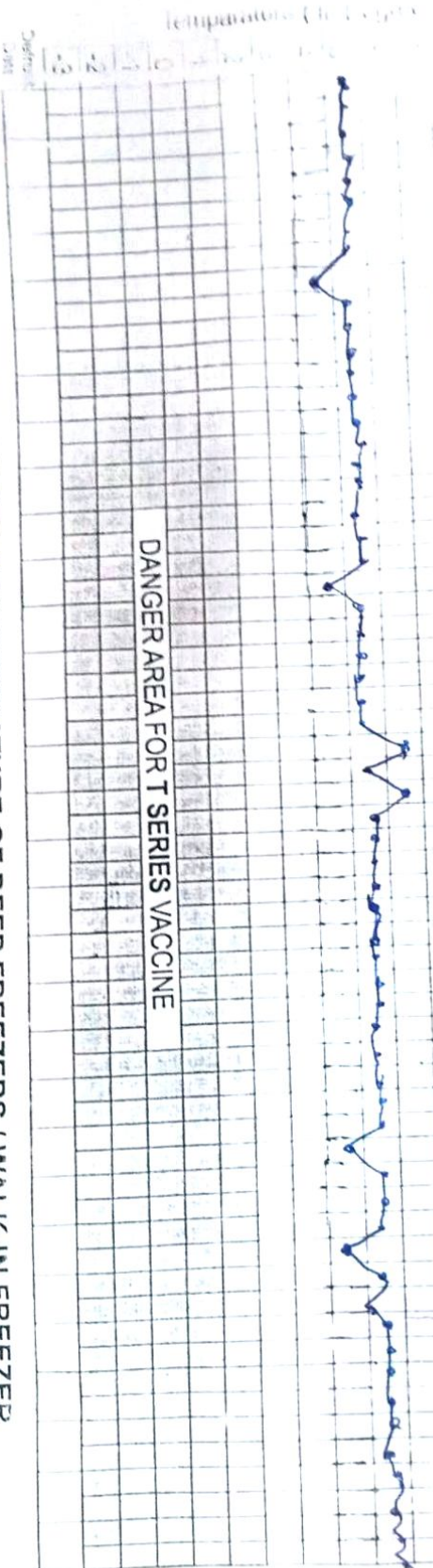
NATIONAL IMMUNIZATION PROGRAMME

Temperature monitor chart

A) RECORD OF TEMPERATURE FOR ILR Small / ILR Large / WIC Name of Institute

1	2	3	4	5	6	7	8	9	10	11	12	13	14	15	16	17	18	19	20	21	22	23	24	25	26	27	28	29	30	31
MEM	MEM	MEM	MEM	MEM	MEM	MEM	MEM	MEM	MEM	MEM	MEM	MEM	MEM	MEM	MEM	MEM	MEM	MEM	MEM	MEM	MEM	MEM	MEM	MEM	MEM	MEM	MEM	MEM	MEM	MEM

DANGER AREA FOR ALL VACCINE



B) RECORD OF TEMPERATURE OF DEEP FREEZERS / WALK-IN FREEZER

Temperature of Deep Freezer / WIF	1	2	3	4	5	6	7	8	9	10	11	12	13	14	15	16	17	18	19	20	21	22	23	24	25	26	27	28	29	30	31
M	18.8	18.8	18.9	11.9	18.3	14.4	18.2	18.8	18.7	18.8	18.3	19.0	18.9	19.1	19.0	18.1	18.4	18.4	18.6	18.9	11.9	11.4	11.3	11.1	11.8	8.8	18.5	18.3	18.1	18.5	
E	18.5	18.9	18.1	18.1	18.6	19.0	18.9	18.6	18.5	18.5	19.0	18.6	18.9	18.9	18.8	18.3	18.2	18.8	18.9	18.1	18.1	18.8	14.0	8.6	18.8	18.3	18.5	18.1	18.5	18.1	
M																															
E																															
M																															
E																															


April 2021

NATIONAL IMMUNIZATION PROGRAMME

Temperature monitor chart

A) RECORD OF TEMPERATURE FOR ILR Small / ILR Large / WIC Name of Institute

TEMPERATURE MONITORING RECORD FOR ALL VACCINE



B) RECORD OF TEMPERATURE OF DEEP FREEZERS / WALK-IN FREEZER

Date	1	2	3	4	5	6	7	8	9	10	11	12	13	14	15	16	17	18	19	20	21	22	23	24	25	26	27
Temperature of Deep Freezer / WIF	18.2	18.2	18.5	18.1	18.3	18.1	18.2	18.4	18.2	18.3	18.3	18.1	18.1	18.1	18.1	18.1	18.1	18.1	18.1	18.1	18.1	18.1	18.1	18.1	18.1	18.1	18.1
Number of Icepacks takenout	M	M	M	M	M	M	M	M	M	M	M	M	M	M	M	M	M	M	M	M	M	M	M	M	M	M	M
Number of Icepacks replaced for freezing	E	E	E	E	E	E	E	E	E	E	E	E	E	E	E	E	E	E	E	E	E	E	E	E	E	E	E
Date of defrosting																											

May 2021

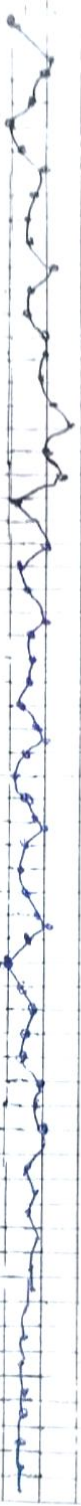
NATIONAL IMMUNIZATION PROGRAMME

Temperature monitor chart

A) RECORD OF TEMPERATURE FOR ILR Small / ILR Large / WIC Name of Institute _____

2	3	4	5	6	7	8	9	10	11	12	13	14	15	16	17	18	19	20	21	22	23	24	25	26	27	28	29	30	31
E	E	E	E	E	E	E	E	E	E	E	E	E	E	E	E	E	E	E	E	E	E	E	E	E	E	E	E	E	E

DANGER AREA FOR ALL VACCINE



DANGER AREA FOR T SERIES VACCINE

Date	1	2	3	4	5	6	7	8	9	10	11	12	13	14	15	16	17	18	19	20	21	22	23	24	25	26	27	28	29	30	31
------	---	---	---	---	---	---	---	---	---	----	----	----	----	----	----	----	----	----	----	----	----	----	----	----	----	----	----	----	----	----	----

B) RECORD OF TEMPERATURE OF DEEP FREEZERS / WALK-IN FREEZER

Temperature of Deep Freezer / WIF	Date	1	2	3	4	5	6	7	8	9	10	11	12	13	14	15	16	17	18	19	20	21	22	23	24	25	26	27	28	29	30	31	
Nun ber of Icepacks takenout	M	18.2	18.2	18.4	18.8	11.9	2.9	1.9	4.9	18.5	19.1	15.2	8.1	9.1	8.1	8.2	18.1	18.6	18.1	18.7	18.1	18.7	18.1	18.2	18.1	18.1	18.1	18.1	18.1	18.1	18.1	18.1	
	E	18.2	18.1	18.1	18.1	18.1	18.1	18.1	18.1	18.1	18.1	18.1	18.1	18.1	18.1	18.1	18.1	18.1	18.1	18.1	18.1	18.1	18.1	18.1	18.1	18.1	18.1	18.1	18.1	18.1	18.1	18.1	
Nun ber of Icepacks replaced for freezing	M																																
	E																																
Date of defrosting																																	

- Please answer Yes
- A. IS THE REFREI
1. Level ?
 2. Away from sunlig
 3. Locked ?
 4. Plugged permari
 5. Used for food or
- B. ARE THE VACCI
1. Stacked neatly ?
 2. In the busket in IL
 3. Rotated ?
 4. Frozen in ILR ?
 5. Date expired ?